

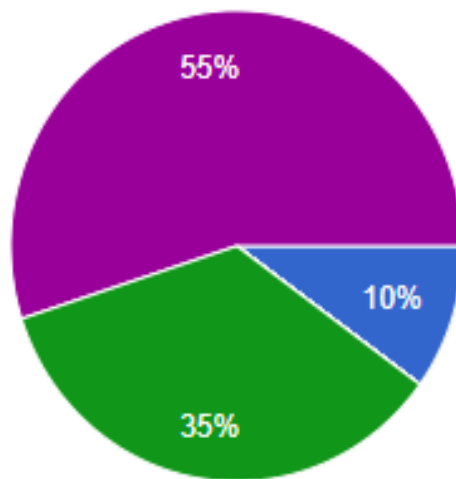


Regional Institute of Education, Bhopal

Feedback from Alumni of RIE, NCERT, Bhopal on Curriculum, Teaching-Learning and Evaluation

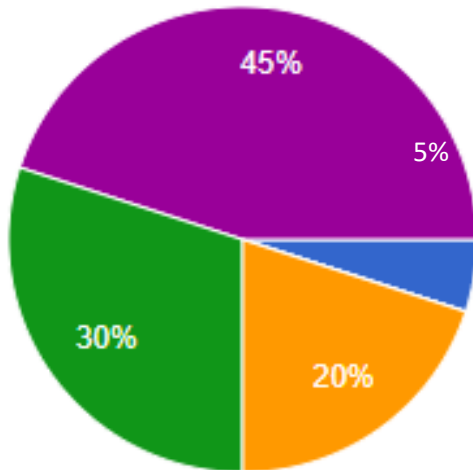
Feedback was collected from the alumni through a google form consisting of 10 items related to curriculum, teaching-learning and evaluation. Responses from alumni received on a 5 point rating scale i.e. strongly agree, agree, neutral, disagree and strongly disagree as follows-

1. The curriculum, syllabus and content were appropriate for my placement / higher Education



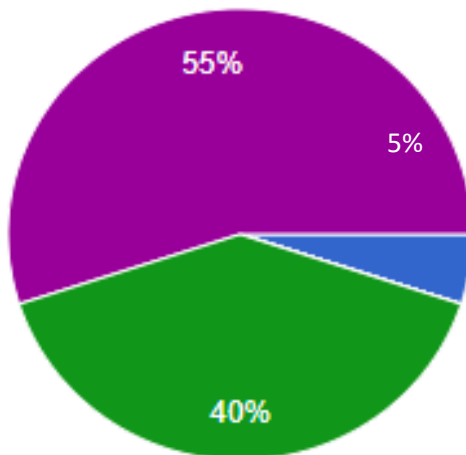
The feedback reveals that 55%, 35%, and 10% of alumni strongly agree, agree, and strongly disagree respectively. Overall 90% of alumni expressed that curriculum and syllabus are appropriate for their higher education and placement.

2. The institute / faculty helped me in placement / higher education



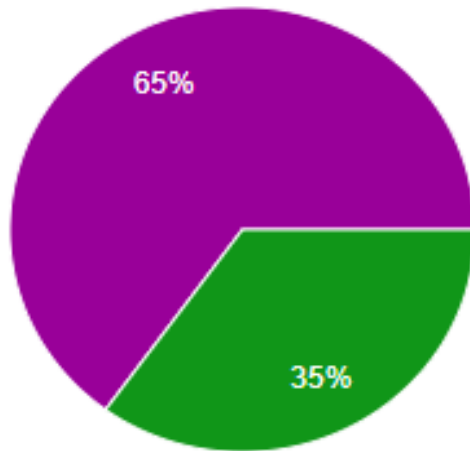
The above pie chart reveals that 45%, 30%, 20% and 05% of alumni strongly agree, neutral and strongly disagree respectively. Overall 75% of alumni stated that the maximum faculty members are very supportive for higher education and placement.

3. The internship and others activities were useful to get placement/higher education



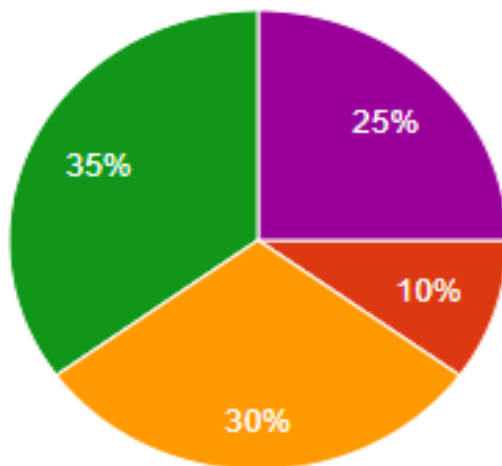
The above pie chart reveals that 55%, 40%, and 05% of alumni strongly agree, agree and strongly disagree respectively. Overall 95% of alumni stated that the internship and other activities were useful for placement and higher education.

4. The learning ambience at the institute is effective for learning



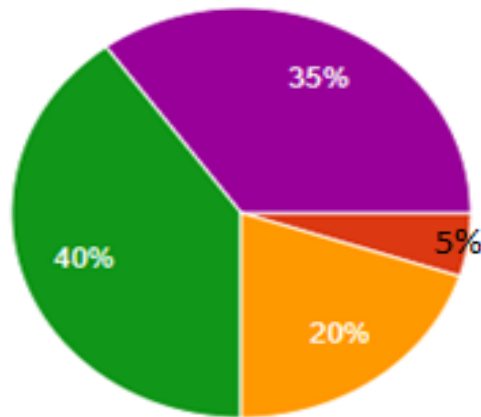
The data reveal that 65%, and 35% of alumni strongly agree, and agree respectively. Overall cent percent of alumni stated that the institute have very effective learning atmosphere.

5. The institute offers scholarships to meritorious and weaker section students



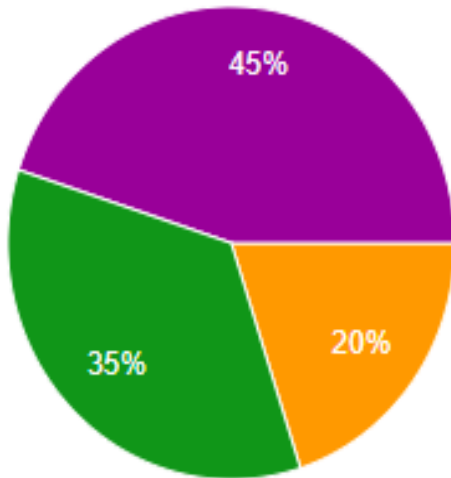
The feedback reveals that 25%, 35%, 30% and 10% of alumni strongly agree, agree, neutral and strongly disagree respectively. Overall 60% of alumni stated that the institute offers sufficient scholarships to meritorious and weaker section deserving students.

6. Usage of ICT by faculty members to facilitate teaching-learning and to meet the present day learning and placements



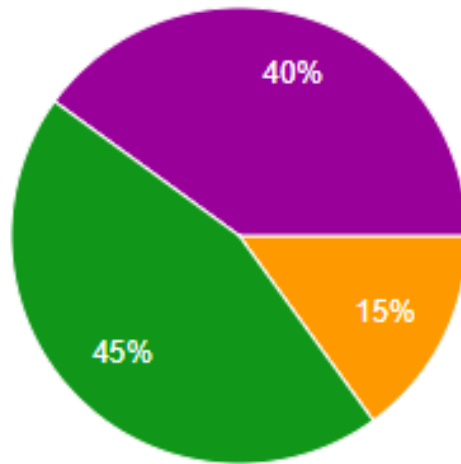
The above pie chart reveals that 35%, 40%, 20% and 05% of alumni strongly agree, agree, neutral and dis-agree respectively. Overall, 75% of alumni observed effective use of ICT by faculty members to facilitate teaching-learning and meeting the present-day learning and placements.

7. The institute provides ample opportunities to participate in cultural and sports activities.



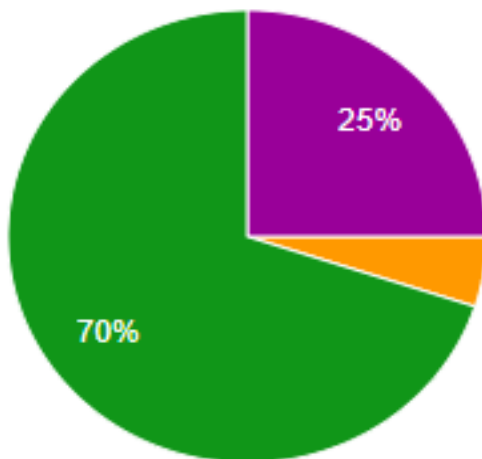
The above pie chart reveals that 45%, 35%, and 20% of alumni strongly agree, agree, and neutral respectively. Overall, 80% of alumni stated that the institute provides ample opportunities to participate in cultural and sports activities.

8. The curriculum accommodates courses with experiential learning (hands-on)



The data reveal that 40%, 45%, and 15% of alumni strongly agree, agree, neutral and dis-agree respectively. Overall, 85% of alumni stated that the courses have quarters with experiential learning.

9. All the academic processes of the institute is transparent



The feedback reveals that 70%, 25%, and 05% of alumni strongly agree, agree, and neutral respectively. Overall, 95% of alumni stated that all the academic processes of the institute is transparent.

10. The institute is Learner -centric in all its academic initiatives

The above pie chart reveals that 60%, and 40% of alumni strongly agree, and dis-agree respectively. Overall cent percentage of alumni stated that the institute is learner centric in all its academic initiatives and helps for holistic development.

